



Maryland

OPIOID OPERATIONAL
COMMAND CENTER

Statewide Efforts & Grant Priorities

Governor's Grants Conference

October 21, 2019

Agenda

- Maryland Fatalities Data
- Maryland's Response to The Crisis
- Governor Hogan's Policy Priorities
- The Opioid Operational Command Center:
Mission and Operations
- OOCC Grants Program Overview

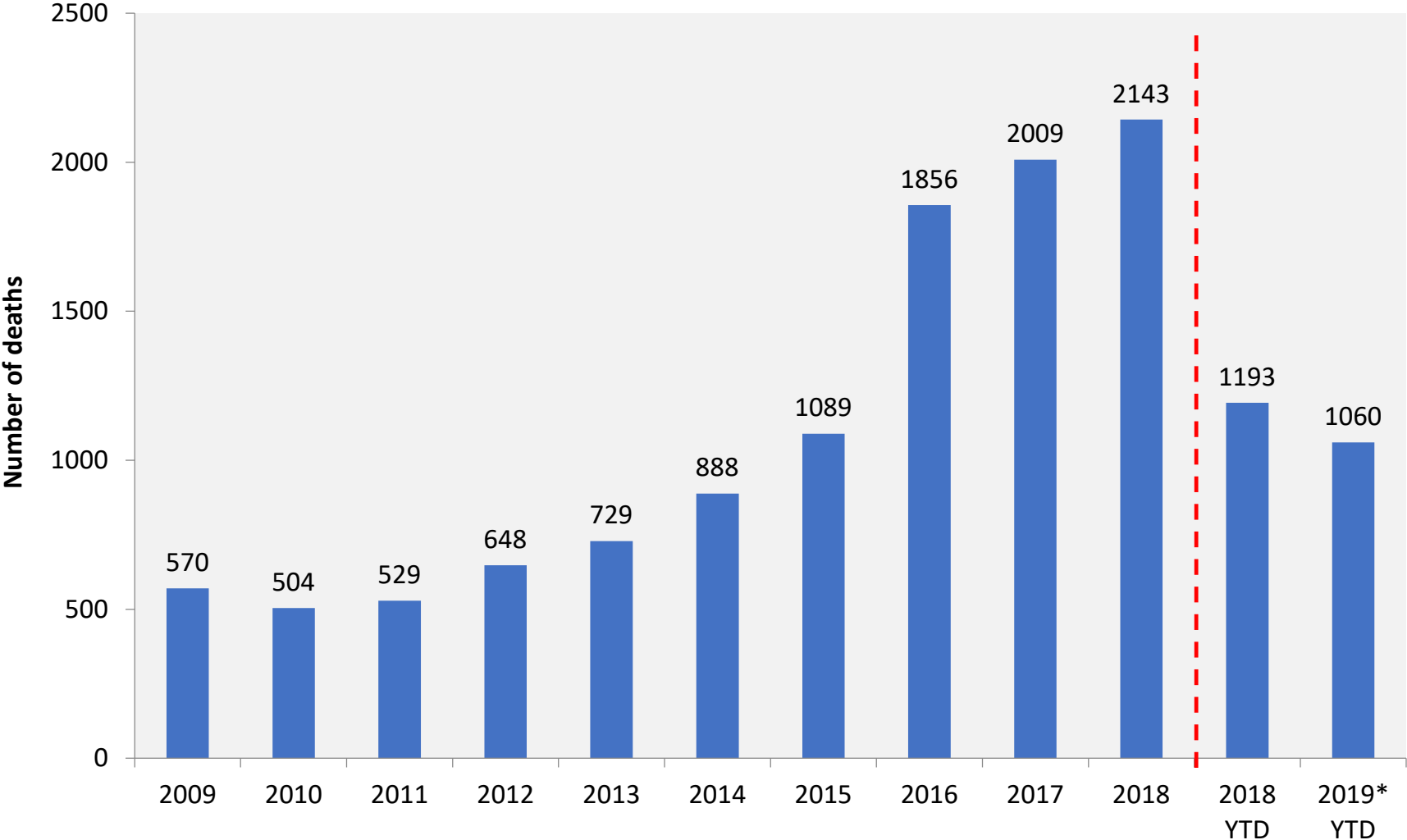
CDC Drug Overdose Mortality Rates* by State for 2017

State	Mortality Rate
1. West Virginia	57.8
2. Ohio	46.3
3. Pennsylvania	44.3
4. Kentucky	37.2
5. New Hampshire	37.0
6. Delaware	37.0
7. Maryland	36.3
8. Maine	34.4
9. Massachusetts	31.8
10. Rhode Island	31.0
NATIONAL AVERAGE	22.6

* The number of deaths per 100,000 total population.

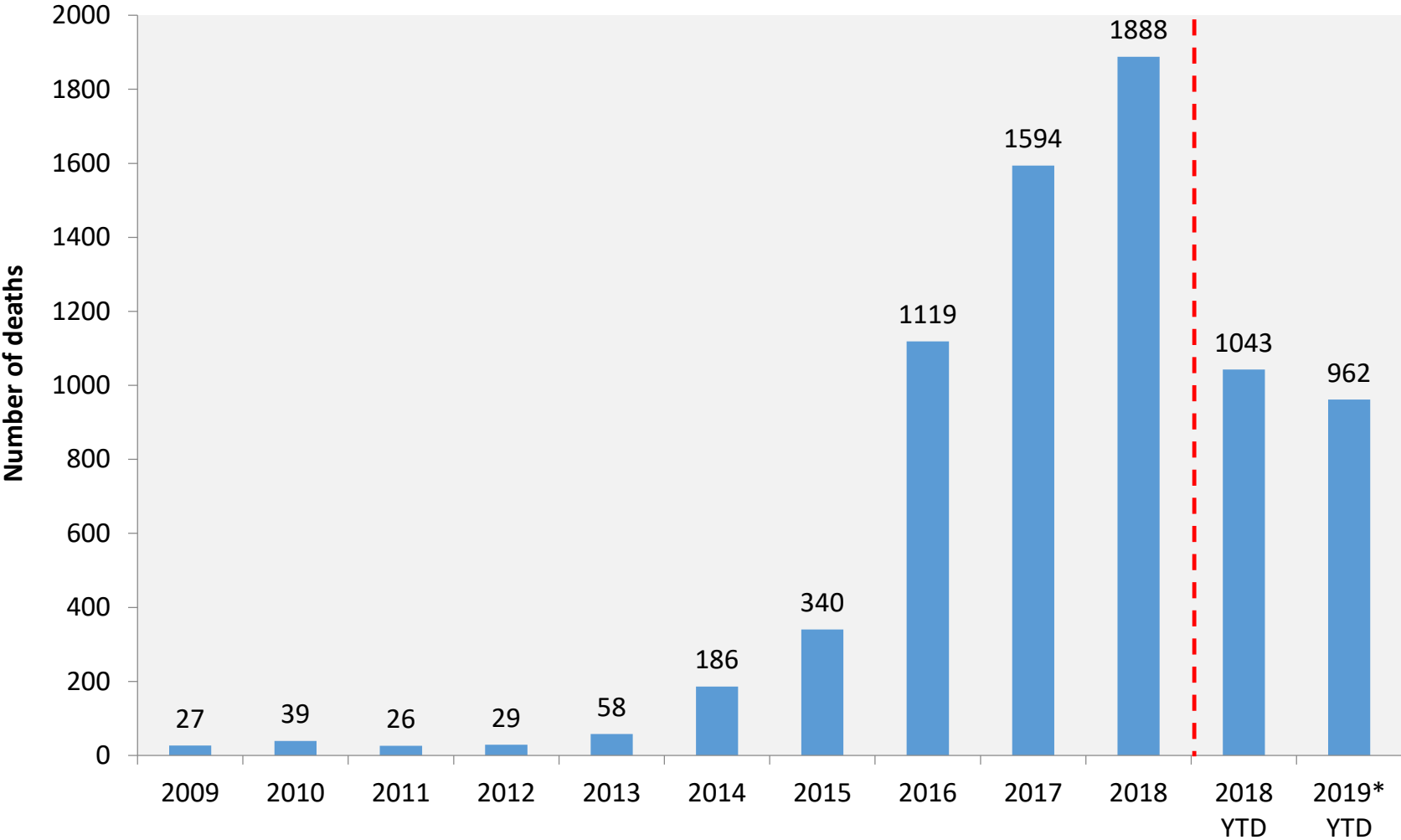
Source: <http://wonder.cdc.gov>

Number of Opioid-Related Deaths in Maryland from January-December 2009-2018 and from January-June 2018 and 2019*



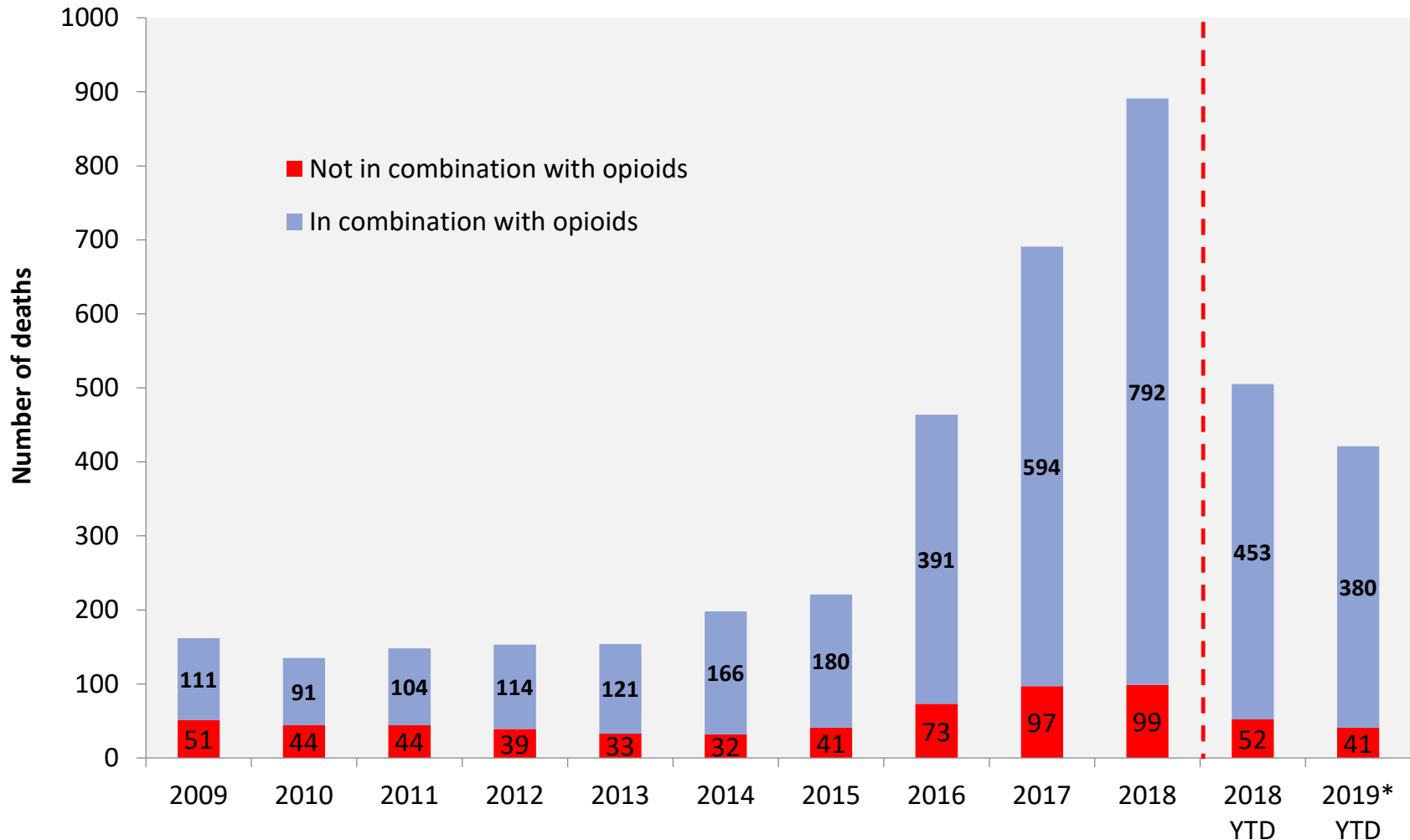
*2019 counts are preliminary.

Number of Fentanyl-Related Deaths in Maryland from January-December 2009-2018 and from January-June 2018 and 2019*



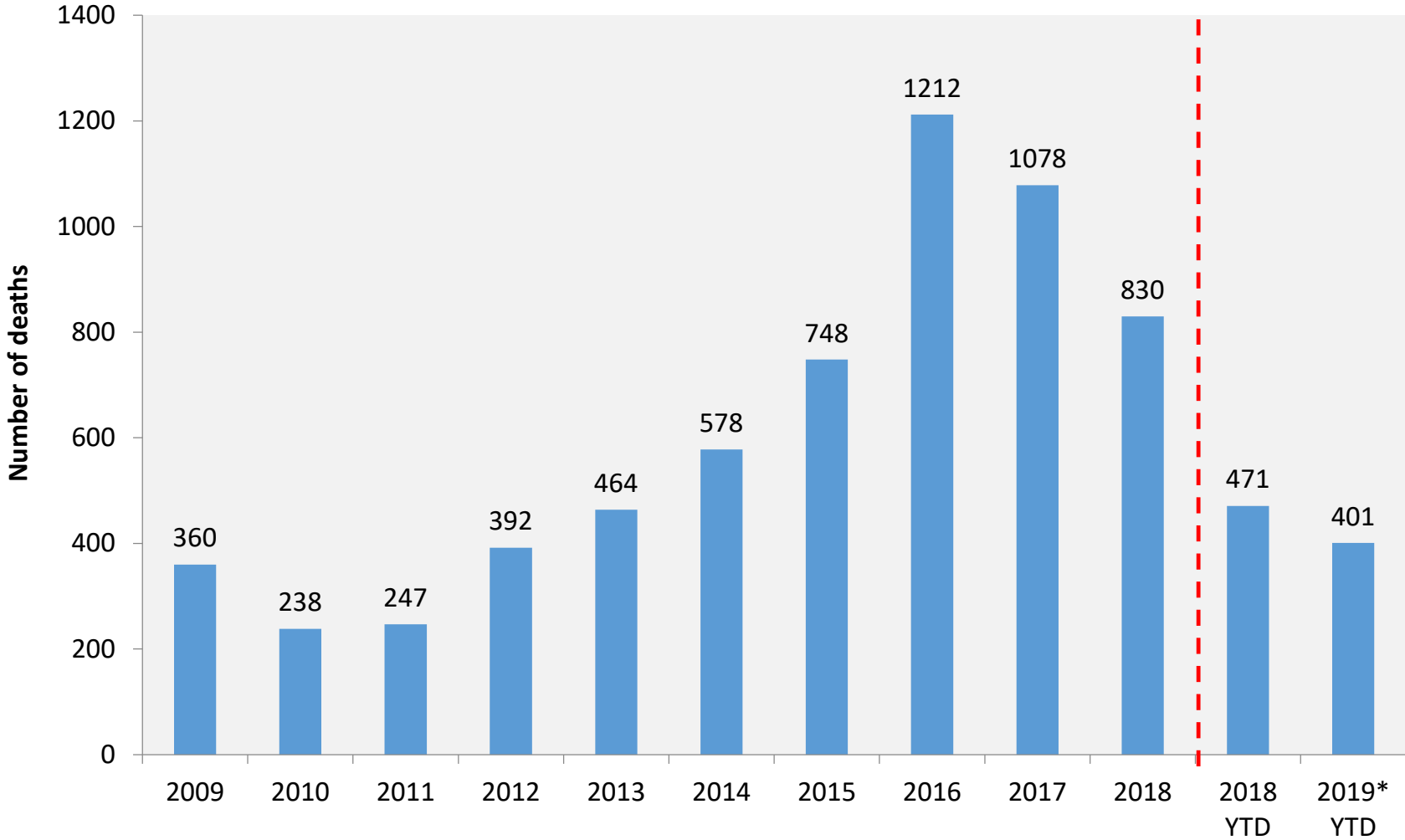
*2019 counts are preliminary.

Number of Cocaine-Related Deaths in Maryland from January-December 2009-2018 and from January-June 2018 and 2019*



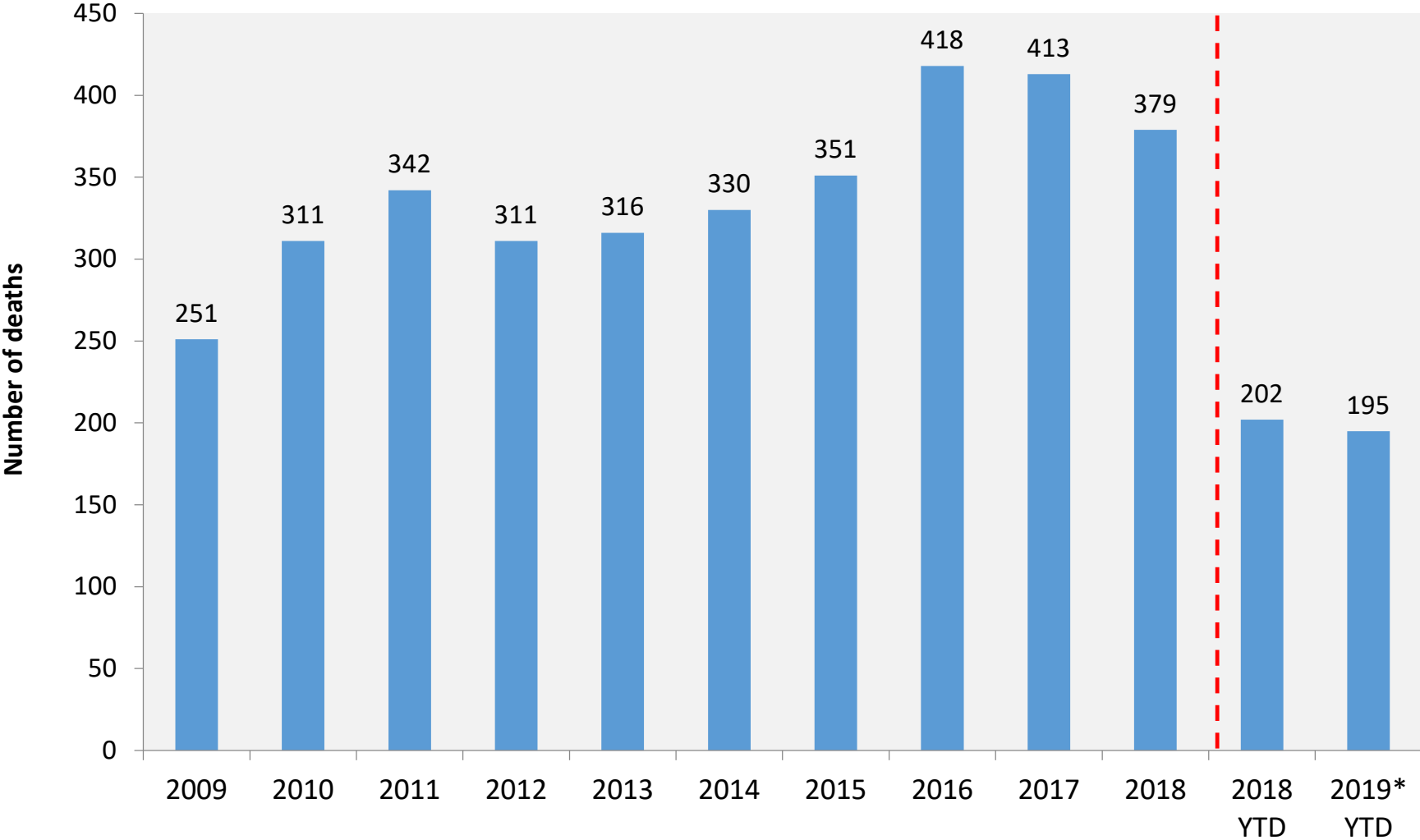
*2019 counts are preliminary.

Number of Heroin-Related Deaths in Maryland from January-December 2009-2018 and from January-June 2018 and 2019*



*2019 counts are preliminary.

Number of Prescription Opioid-Related Deaths in Maryland from January-December 2009-2018 + from January-June 2018 and 2019*



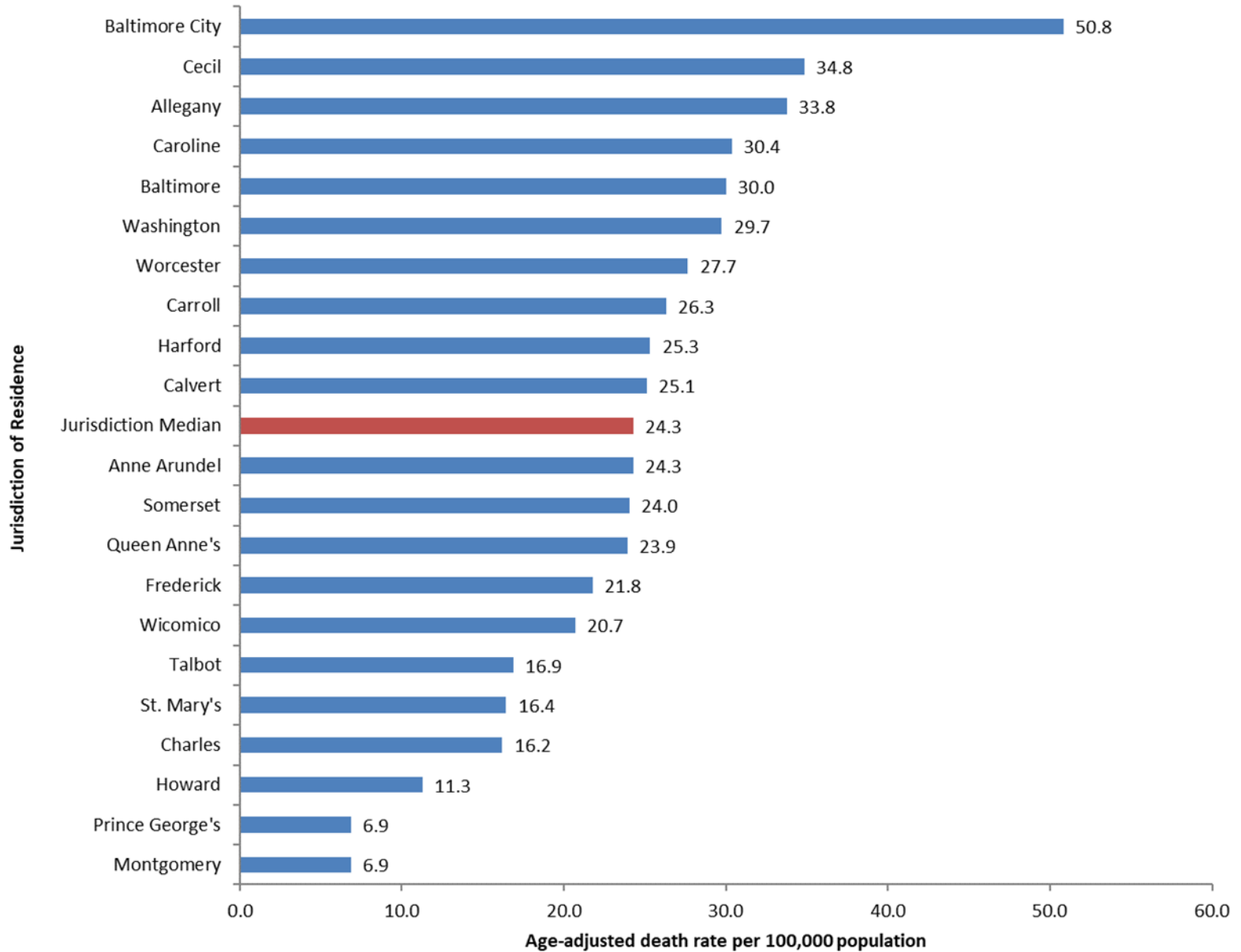
*2019 counts are preliminary.

Comparison of Opioid-Related Intoxication Deaths^{1,2} by Place of Occurrence, Maryland, January-June, 2018 and 2019³ – *Top Jurisdictions*

Jurisdiction	Jan-Jun '18 Deaths	Jan-Jun '19 Deaths	'18 vs. '19 # Difference
Baltimore City	444	449	+5
Baltimore Co.	195	168	-27
Anne Arundel	132	91	-41
Prince George's	52	37	-15
Harford	46	38	-8
Carroll	46	23	-23
Washington	44	38	-6
Frederick	44	33	-11
Montgomery	41	37	-4
Cecil	32	22	-10
MARYLAND TOTAL	1193	1060	-133

¹ Includes deaths that were the result of recent ingestion or exposure to any opioid, prescribed or illicit. ² Includes only deaths for which the manner of death was classified as accidental or undetermined. ³ Counts for 2019 are preliminary.

Age-Adjusted Death Rates^{1,2} for Unintentional Opioid-related Intoxication Deaths by Jurisdiction of Residence, Maryland, 2013-2017



¹ Age-adjusted to the 2000 U.S. standard population by the direct method.

² Jurisdictions with < 20 deaths over the period are not displayed due to rate instability.

Maryland's Response to the Crisis

- Opioid Task Force convened under Lt. Gov. Rutherford in 2015.
- State of Emergency declared by Gov. Hogan in 2017.
- State coordinating body, the Opioid Operational Command Center (OOCC), established in 2017.
- State agencies and non-governmental state partners mobilized.
- Local coordinating bodies, Opioid Intervention Teams (OITs), established in 2017.
- Planning goals and objectives identified.

Gov. Hogan's Policy Priorities: The Pillars of MD's Response

Prevention & Education

- Harm reduction
- Information campaigns
- School programming

Enforcement & Public Safety

- Interdiction
- Diversion
- Jail-based treatment

Treatment & Recovery

- Crisis services
- Peer specialists
- Treatment programs

OOCC Mission and Operations

- Coordinate the statewide response to the epidemic and assure consistency with the governor's three major policy priorities.
- Prepare strategic plan (entitled *Maryland Inter-Agency Opioid Coordinating Plan*).
- Coordinate efforts of 20 state agencies and 24 local jurisdictions.
- Disseminate best practices and identify gaps.
- Review and approve all opioid-related budget proposals and legislation.

OOCC FY 2020 Grants

- OOCC allocates directly about \$10 million in crisis grants each year.
- In FY 2020, \$4 million of these grants are being allocated as block grants to OITs in Maryland's 24 jurisdictions.
- The balance of \$6 million is allocated through a competitive process to state agencies, local governments and private, community-based programs.

Grant Programs

- Local Government Block Grant Program
 - **Purpose:** To provide some level of funding (minimum of \$83,000) to all 24 jurisdictions in order to combat the opioid crisis in whatever manner they best see fit.
- Competitive Grant Program
 - **Purpose:** To distribute grant funding to the highest scoring proposals received from state and local governments and private, community-based partners that align with the OOCC's mission and strategic plan and serve to meet some of the greatest needs around the state.

OIT Block Grant Overview

- Composition of OITs.
- The OOCC dedicates \$4 million to the Local Government Block Grant Program annually. This grant program is formula based.
 - 50%: base funding.
 - 50%: impact funding (based on opioid fatality data).
- Allows minimum funding of \$83,000 per jurisdiction.

Competitive Grant Program

- The Competitive Grant Program is a competitive grants program for state and local governments and private, community-based organizations.
- The funding available for this program is approximately \$5 million.
- All project proposals must address the opioid crisis via *Prevention & Education, Enforcement & Public Safety* and/or *Treatment & Recovery*.

Competitive Grant Program: Application Process ---

- Call for Proposals released early in calendar year.
- Application components:
 - Application form with project summary, goals and objectives, performance measures, etc.
 - Budget.
 - Support from OIT and county administration (projects affecting < 5 jurisdictions).
 - Additional documentation required of non-governmental organizations, including financial audit, etc.
- In FY2020, the OOCC received more than 90 proposals totaling over \$35 million.

Competitive Grant Program: Review/Award Stage

- The OOCC's Grants Review Committee scores all of the proposals. Subject matter experts from various agencies are included on the panel.
- Proposals are scored on a scale from 1 to 5. Proposals may be reduced based on the committee's recommendations.
- In FY2020, the OOCC Grants Review Committee approved awards totaling more than \$5.6 million.

Competitive Grant Program: Post-Award Stage ---

Quarterly Monitoring Report:

- Quarterly performance measure data related to the SMART objectives identified in the project application, including supporting documentation.
- Project finances, including supporting documentation; notification about whether funds are sufficient to meet program goals and objectives; and a timeline for expending remainder of funds.
- Sustainability plan.

Opioid Operational Command Center

Robin.Rickard@Maryland.gov
100 Community Place
Crownsville, MD 21032

PREVENTION • TREATMENT • RECOVERY



Before it's too late.

WWW.BEFOREITSTOOLATE.MARYLAND.GOV